



General lighting service lamps – friendly and popular.

The classic light bulb.

The classic light bulb is one of Man's most important inventions. Artificial light is produced in a light bulb when electrical current passes through a fine wire, causing it to glow. Around five percent of the electrical energy consumed is converted into light. The rest is released to the surroundings as heat, which makes the light bulb relatively inefficient. Nevertheless the humble light bulb is extremely popular for its pleasant warm light.

Constantly developed and improved.

The first carbon filament lamps achieved a luminous efficacy of only 1.7 lumen per watt. Today, the figure for our standard incandescent lamps in the CLASSIC series is up to seven times as high. Thanks to a special krypton filling in the SUPERLUX® KRYPTON lamp, the luminous efficacy here is even higher. A high-quality coating gives the lamp an elegant look without any glare.

Versatile: special designs.

In addition to the standard OSRAM incandescent lamps manufactured in their millions day after day throughout the world, there is a wide range of lamps in a variety of shapes and sizes for special lighting applications and special requirements. Such as BELLALUX SOFT® for warm glare-free light in a variety of shades. Or the DECOR series with its unusual shapes and colors.

Light and sustainability.

For the lighting industry the move to energy-efficient lighting has always been an evolution rather than a revolution. OSRAM has been promoting energy-efficient alternatives for more than 25 years (compact fluorescent lamps, halogen energy-saving lamps and light emitting diodes (LEDs)) and supporting global initiatives for more efficient lighting. In cooperation with the European Lamp Companies Federation (ELC), OSRAM has proposed a gradual phasing-out of less efficient light sources, including incandescent lamps. This initiative prescribes minimum requirements for light sources with Edison and bayonet bases on the basis of the standardized energy efficiency classes (A-G). As a result of this gradual approach the first groups of lamps (the higher wattages) would disappear from the market in 2009. In the transition phase the basic incandescent lamps would remain important products particularly for developing countries. In Europe around 55% of all the light fittings in the home are still equipped with incandescent lamps.


OSRAM is characterized by its passion for light. This means that we want to offer our customers the best possible light sources for their particular applications. We are well aware that at present incandescent lamps are still the only solution for a large number of applications:

- For applications in which shape and appearance play a major role even when the lamp is not switched on (decorative range, colored lamps).
- For applications in which the lamps have specific uses, such as shockproof lamps, infrared lamps, TV lamps, special lamps for refrigerators, ovens, sewing machines and so on.

It is important to know that modern incandescent lamps do not contain any harmful substances (such as lead). This represents a considerable contribution to sustainability.

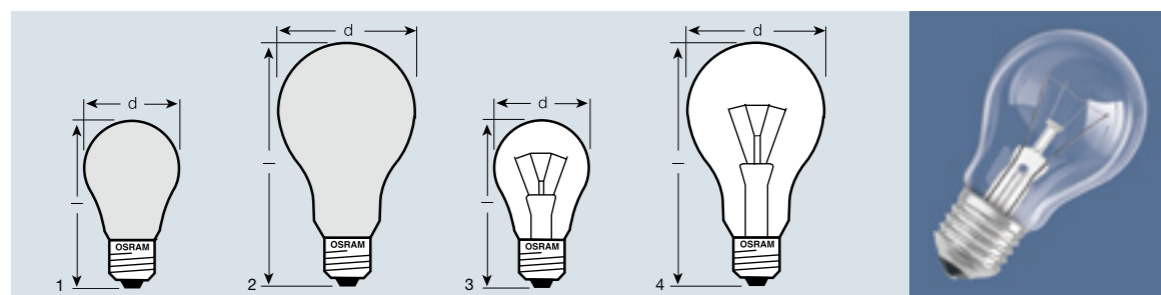
Lamps that needn't hide their light.

Artificial light is a major element of interior design – particularly if the lamps are visible. Bulbs can be designed so that they look as good as any attractive luminaire. Take, for example, LINESTRA® CLEAR with its unique linear and transparent design, or DECOR SILVER/GOLD with its silver or gold crown reflector, or CONCENTRA® SPOT reflector lamps with optimized reflector designs for perfect directional light and sharply defined accent lighting.





CLASSIC



Product reference	Product number	W	lm		d [mm]	h [mm]		No.
CLASSIC A								
frosted								
CLAS A FR 15	4050300005423	15	90	E27	55	97	100	1
CLAS A FR 25	4050300005447	25	220	E27	55	97	100	1
CLAS A FR 40	4050300005461	40	415	E27	55	97	100	1
CLAS A FR 60	4050300005485	60	710	E27	55	97	100	1
CLAS A FR 75	4050300005508	75	935	E27	55	97	100	1
CLAS A FR 100	4050300005522	100	1340	E27	55	97	100	1
CLAS A FR 150	4050300007908	150	2160	E27	65	123	20	1
CLAS A FR 200	4050300004723	200	3040	E27	80	160	20	2
clear								
CLAS A CL 15	4050300005416	15	90	E27	55	97	100	3
CLAS A CL 25	4050300005430	25	220	E27	55	97	100	3
CLAS A CL 40	4050300005454	40	415	E27	55	97	100	3
CLAS A CL 60	4050300005478	60	710	E27	55	97	100	3
CLAS A CL 75	4050300005492	75	935	E27	55	97	100	3
CLAS A CL 100	4050300005515	100	1340	E27	55	97	100	3
CLAS A CL 150	4050300004709	150	2160	E27	65	123	20	3
CLAS A CL 200	4050300004716	200	3040	E27	80	160	20	4

These standard lamps are universally applicable.

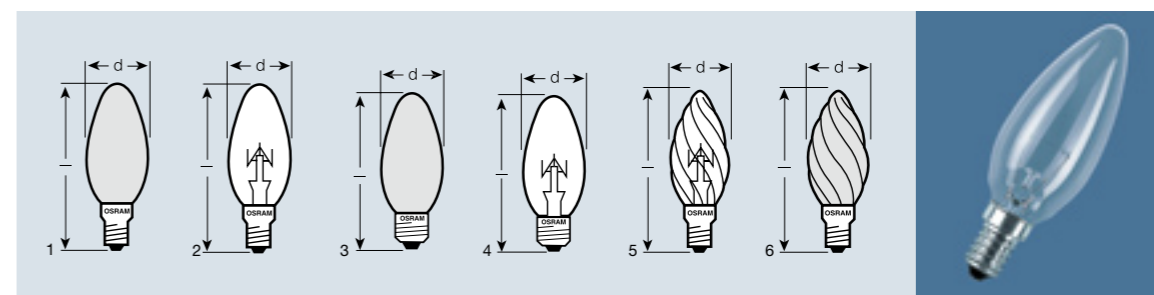
Available in two versions:

- The pearl frosted lamps reduce glare and soften shadows.
- The clear version emits a brilliant light.

Alternative: SUPERLUX® SOFT WHITE Krypton, up to 10 % more light, glare-free, see pages 1.11 and 1.12.

See also CENTRA® lamps and 300 and 500 W lamps with the mark, page 1.25.

CLASSIC



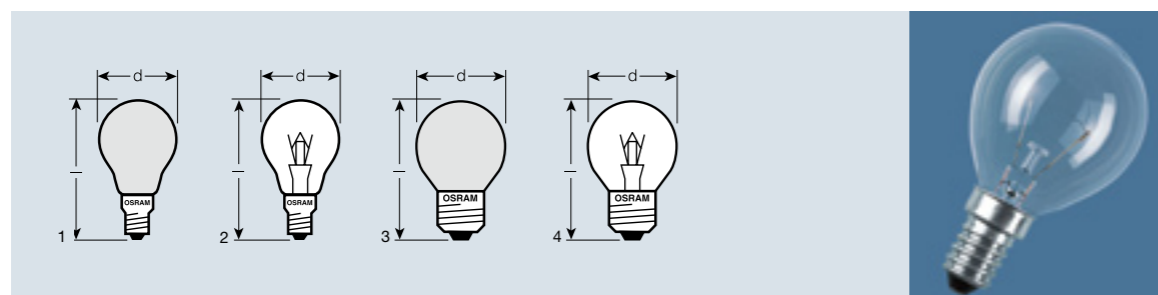
Product reference	Product number	W	lm		d [mm]	h [mm]		No.
CLASSIC B								
frosted								
CLAS B FR 15	4050300005720	15	90	E14	35	100	50	1
CLAS B FR 25	4050300005744	25	200	E14	35	100	100	1
CLAS B FR 40	4050300005782	40	400	E14	35	100	100	1
CLAS B FR 60	4050300005829	60	660	E14	35	100	100	1
CLAS B FR 25	4050300331119	25	200	E27	35	95	100	3
CLAS B FR 40	4050300013909	40	400	E27	35	95	100	3
CLAS B FR 60	4050300046181	60	660	E27	35	95	100	3
clear								
CLAS B CL 15	4050300005713	15	90	E14	35	100	50	2
CLAS B CL 25	4050300005737	25	200	E14	35	100	100	2
CLAS B CL 40	4050300005775	40	400	E14	35	100	100	2
CLAS B CL 60	4050300005812	60	660	E14	35	100	100	2
CLAS B CL 25	4050300332246	25	200	E27	35	95	100	4
CLAS B CL 40	4050300332215	40	400	E27	35	95	100	4
CLAS B CL 60	4050300331133	60	660	E27	35	95	100	4
CLASSIC BW								
frosted								
CLAS BW FR 25	4050300092416	25	200	E14	35	100	35	6
CLAS BW FR 40	4050300093161	40	400	E14	35	100	35	6
CLAS BW FR 60	4050300093178	60	660	E14	35	100	35	6
clear								
CLAS BW CL 25	4050300005768	25	200	E14	35	100	35	5
CLAS BW CL 40	4050300005805	40	400	E14	35	100	35	5
CLAS BW CL 60	4050300092409	60	660	E14	35	100	35	5

Alternative: SUPERLUX® SOFT WHITE Krypton, up to 10 % more light, glare-free, see pages 1.11 and 1.12.





CLASSIC

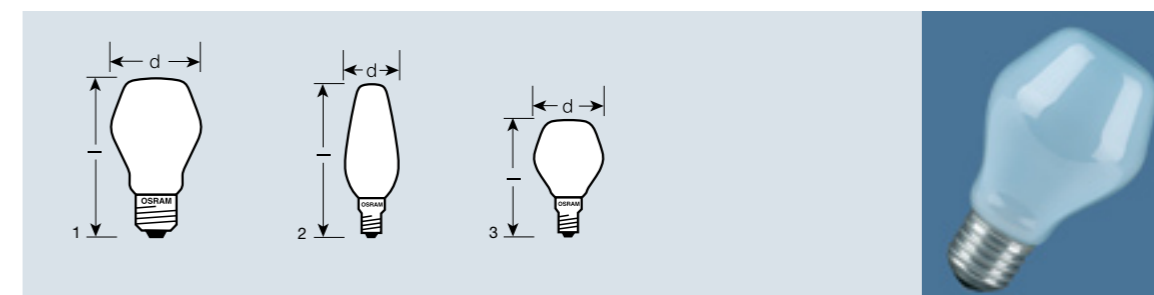


Product reference	Product number	W	lm		d [mm]	l [mm]		No.
CLASSIC P								
frosted								
CLAS P FR 15	4050300005898	15	90	E14	45	78	50	1
CLAS P FR 25	4050300005911	25	200	E14	45	78	100	1
CLAS P FR 40	4050300005935	40	400	E14	45	78	100	1
CLAS P FR 60	4050300092430	60	660	E14	45	78	100	1
CLAS P FR 15	4050300008479	15	90	E27	45	73	50	3
CLAS P FR 25	4050300322612	25	200	E27	45	73	50	3
CLAS P FR 40	4050300322643	40	400	E27	45	73	50	3
CLAS P FR 60	4050300092454	60	660	E27	45	73	50	3
clear								
CLAS P CL 15	4050300005881	15	90	E14	45	78	50	2
CLAS P CL 25	4050300005904	25	200	E14	45	78	100	2
CLAS P CL 40	4050300005928	40	400	E14	45	78	100	2
CLAS P CL 60	4050300092423	60	660	E14	45	78	100	2
CLAS P CL 15	4050300008462	15	90	E27	45	73	50	4
CLAS P CL 25	4050300322704	25	200	E27	45	73	50	4
CLAS P CL 40	4050300322674	40	400	E27	45	73	50	4
CLAS P CL 60	4050300092447	60	660	E27	45	73	50	4

Alternative: SUPERLUX® SOFT WHITE Krypton, up to 10 % more light, glare-free, see pages 1.11 and 1.12.



ACTIVE RELAX



Product reference	Product number	W	lm		d [mm]	l [mm]		No.
ACTIVE AC								
ACTIVE AC 60	4008321042040	60	710	E27	60	102	10	1
ACTIVE AC 100	4008321042064	100	1340	E27	60	102	10	1
ACTIVE BC								
ACTIVE BC 40	4008321073327	40	400	E14	35	97	10	2
ACTIVE BC 60	4008321073341	60	660	E14	35	97	10	2
ACTIVE PC								
ACTIVE PC 40	4008321073402	40	400	E14	45	74	10	3
ACTIVE PC 60	4008321073440	60	660	E14	45	74	10	3
RELAX AC								
RELAX AC 40	4008321040404	40	340	E27	60	102	10	1
RELAX AC 60	4008321042026	60	590	E27	60	102	10	1
RELAX BC								
RELAX BC 25	4008321073365	25	170	E14	35	97	10	2
RELAX BC 40	4008321073389	40	340	E14	35	97	10	2
RELAX PC								
RELAX PC 25	4008321073426	25	170	E14	45	74	10	3
RELAX PC 40	4008321073464	40	340	E14	45	74	10	3




Crystalline prism-like micro-particles in the coating on the **ACTIVE** lamp reduce the amount of yellow in the light and help produce a fresh natural white light. Wherever the family is active – in your home office, in children's bedrooms or in the kitchen – wherever you have to work or focus on detail, the fresh daylight color of the ACTIVE lamp will help you concentrate and make your furnishings appear in fresh natural colors.



The special effect of the **RELAX** lamp is achieved by a special coating with gently contoured micro-particles. The warm atmospheric light from RELAX lamps will add an extra element of relaxation to the dining area, to the living room and to the bedroom. Thanks to the excellent color rendering of these lamps, the character of furnishings will be retained. Homes will just look cozier.



BELLALUX SOFT® WHITE T



Product reference	Product number	W	lm		d [mm]	l [mm]	
BELLALUX SOFT® WHITE T							
white silicated							
BELLA T55 SIL 40	4050300016818	40	370	E27	55	97	35
BELLA T55 SIL 60	4050300016825	60	630	E27	55	97	35
BELLA T55 SIL 75	4050300016832	75	840	E27	55	97	35
BELLA T55 SIL 100	4050300016849	100	1200	E27	55	97	35
pastel colored							
BELLA T55 ROSE 60	4050300020655	60	450	E27	55	97	35
BELLA T55 MAND 60	4050300020631	60	550	E27	55	97	35
BELLA T55 CITR 60	4050300020594	60	600	E27	55	97	35
BELLA T55 JADE 60	4050300020617	60	540	E27	55	97	35
BELLA T55 AZUR 60	4050300020570	60	480	E27	55	97	35


White is bright but without dazzling **Citron** shines like sunlight

Rosé brings out warm colors **Jade** makes plants look fresh

Mandarin emphasizes wood colors **Azure** is cool and collected



BELLALUX SOFT® WHITE B BELLALUX SOFT® WHITE T



Product reference	Product number	W	lm		d [mm]	l [mm]		No.
BELLALUX SOFT® WHITE B								
white silicated								
BELLA B SIL 25	4050300024912	25	195	E14	35	100	50	2
BELLA B SIL 40	4050300024929	40	370	E14	35	100	50	2
BELLA B SIL 60	4050300047478	60	610	E14	35	100	50	2
BELLALUX SOFT® WHITE T								
white silicated								
BELLA T45 SIL 25	4050300024790	25	195	E14	45	77	35	1
BELLA T45 SIL 40	4050300024806	40	375	E14	45	77	35	1
pastel colored								
BELLA T45 ROSE 40	4050300024851	40	290	E14	45	77	35	1
BELLA T45 MAND 40	4050300024844	40	330	E14	45	77	35	1
BELLA T45 CITR 40	4050300024837	40	360	E14	45	77	35	1
BELLA T45 JADE 40	4050300024820	40	300	E14	45	77	35	1
BELLA T45 AZUR 40	4050300024813	40	285	E14	45	77	35	1

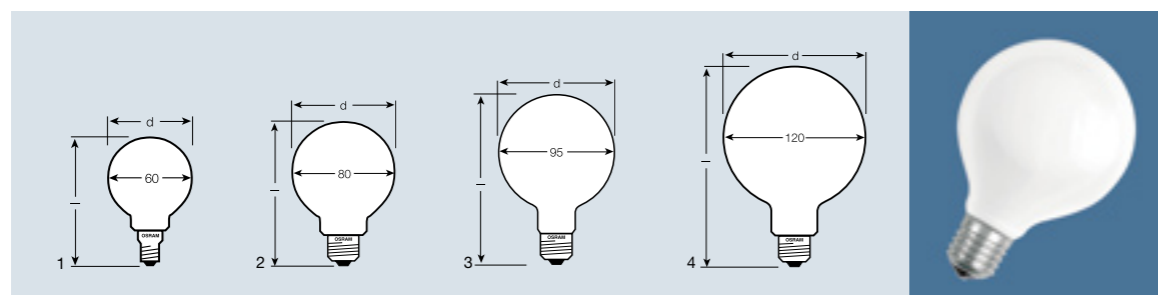
White is bright but without dazzling **Citron** shines like sunlight

Rosé brings out warm colors **Jade** makes plants look fresh

Mandarin emphasizes wood colors **Azure** is cool and collected




BELLALUX SOFT® WHITE GLOBE



Product reference	Product number	W	lm		d [mm]	l [mm]		No.
BELLALUX SOFT® WHITE GLOBE								
BELLA G60 SIL 25	4050300197975	25	195	E14	60	93	25	1
BELLA G60 SIL 40	4050300197951	40	370	E14	60	93	25	1
BELLA G80 SIL 40	4050300092263	40	320	E27	80	119	15	2
BELLA G80 SIL 60	4050300066721	60	650	E27	80	119	15	2
BELLA G80 SIL 100	4050300092287	100	1000	E27	80	119	15	2
BELLA G95 SIL 40	4050300311678	40	320	E27	95	140	12	3
BELLA G95 SIL 60	4050300317120	60	650	E27	95	140	12	3
BELLA G95 SIL 100	4050300311692	100	1230	E27	95	140	12	3
BELLA G95 SIL 150	4050300109763	150	1800	E27	95	140	12	3
BELLA G120 SIL 40	4050300311715	40	320	E27	120	175	9	4
BELLA G120 SIL 60	4050300317144	60	650	E27	120	175	9	4
BELLA G120 SIL 100	4050300311739	100	1230	E27	120	175	9	4
BELLA G120 SIL 150	4050300082059	150	1800	E27	120	175	9	4

The energy-saving alternative: OSRAM DULUX® EL GLOBE, the large bulb version of the OSRAM DULUX® EL compact fluorescent lamp; see page 3.09.

SUPERLUX® SOFT WHITE Krypton E



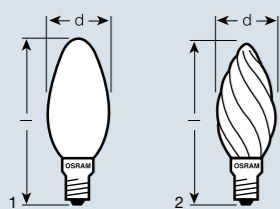
Product reference	Product number	W	lm		d [mm]	l [mm]	
SUPERLUX® SOFT WHITE Krypton E							
SUPER E SIL 25	4050300165929	25	240	E27	50	90	35
SUPER E SIL 40	4050300060255	40	455	E27	50	90	35
SUPER E SIL 60	4050300060262	60	760	E27	50	90	35
SUPER E SIL 75	4050300060279	75	1000	E27	60	104	30
SUPER E SIL 100	4050300060286	100	1420	E27	60	104	30

OSRAM SUPERLUX® SOFT WHITE Krypton lamps offer up to 10% more light than comparable CLASSIC lamps. All thanks to their krypton filling. Their high-quality coating ensures that the light is uniformly white and glare-free.



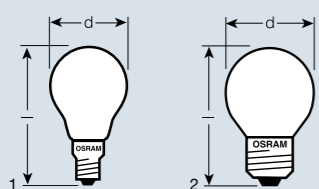


SUPERLUX® SOFT WHITE Krypton B SUPERLUX® SOFT WHITE Krypton BW



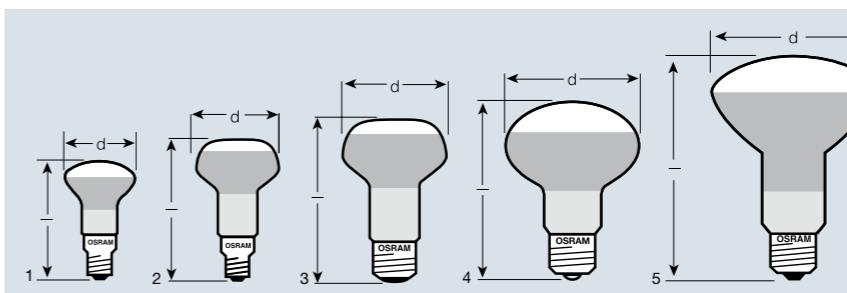
Product reference	Product number	W	lm		d [mm]	l [mm]		No.
SUPERLUX® SOFT WHITE Krypton B								
white silicated								
SUPER B SIL 25	4050300062501	25	220	E14	35	100	35	1
SUPER B SIL 40	4050300060415	40	440	E14	35	100	35	1
SUPER B SIL 60	4050300060477	60	720	E14	35	100	35	1
SUPERLUX® SOFT WHITE Krypton BW								
white silicated								
SUPER BW SIL 25	4050300066318	25	220	E14	35	100	35	2
SUPER BW SIL 40	4050300066257	40	440	E14	35	100	35	2
SUPER BW SIL 60	4050300066264	60	720	E14	35	100	35	2

SUPERLUX® SOFT WHITE Krypton P



Product reference	Product number	W	lm		d [mm]	l [mm]		No.
SUPERLUX® SOFT WHITE Krypton P								
white silicated								
SUPER P SIL 25	4050300062549	25	220	E14	45	77	35	1
SUPER P SIL 40	4050300060804	40	440	E14	45	77	35	1
SUPER P SIL 60	4050300060934	60	720	E14	45	77	35	1
SUPER P SIL 25	4050300064741	25	220	E27	45	73	35	2
SUPER P SIL 40	4050300064758	40	440	E27	45	73	35	2
SUPER P SIL 60	4050300064765	60	720	E27	45	73	35	2

CONCENTRA®



Product reference	Product number	W	cd	Δ ²⁾		d [mm]	l [mm]		No.
CONCENTRA® SPOT R39									
CONC R39 30	4050300004815	30	180	40	E14	39	68	58	25 1
CONCENTRA® SPOT R50									
CONC R50 25	4050300312811	25	210	30	E14	50	85	63	25 2
CONC R50 40	4050300322315	40	410	30	E14	50	85	63	25 2
CONCENTRA® SPOT R63									
CONC R63 25	4050300312767	25	230	30	E27	63	104	75	25 3
CONC R63 40	4050300310640	40	430	30	E27	63	104	75	25 3
CONC R63 60	4050300323275	60	765	30	E27	63	104	75	25 3
CONCENTRA® SPOT R80									
CONC R80 40	4050300322735	40	290	50	E27	80	115	90	25 4
CONC R80 60	4050300322759	60	460	50	E27	80	115	90	25 4
CONC R80 75	4050300322773	75	660	50	E27	80	115	90	25 4
CONC R80 100	4050300322797	100	900	50	E27	80	115	90	25 4
CONCENTRA® SPOT R95									
CONC R95 75	4050300315379	75	1000	35	E27	95	140	110	24 5
CONC R95 100	4050300312842	100	1350	35	E27	95	140	110	24 5
CONC R95 150	4050300047928	150	2250	35	E27	95	140	110	24 5

OSRAM CONCENTRA® SPOT provides a focused beam for accent lighting in rooms and other large areas.



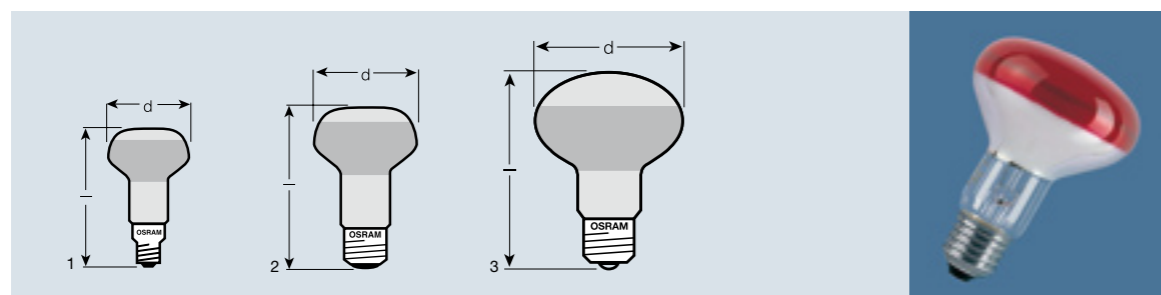
Applications:

Shop windows, shop interiors, foyers, hallways and living rooms, and also for spotlighting objects.






CONCENTRA®




Product reference	Product number	W	° ²⁾		d (mm)	l (mm)			No.
CONCENTRA® SPOT COLOR R50									
CONC R50 BLUE 40	4050300001258	40	30	E14	50	85	70	16	1
CONC R50 GREEN 40	4050300001272	40	30	E14	50	85	70	16	1
CONC R50 RED 40	4050300001289	40	30	E14	50	85	70	16	1
CONC R50 YELLOW 40	4050300001265	40	30	E14	50	85	70	16	1
CONCENTRA® SPOT COLOR R63									
CONC R63 BLUE 40	4050300310503	40	30	E27	63	104	85	16	2
CONC R63 GREEN 40	4050300310480	40	30	E27	63	104	85	16	2
CONC R63 RED 40	4050300310442	40	30	E27	63	104	85	16	2
CONC R63 YELLOW 40	4050300310466	40	30	E27	63	104	85	16	2
CONCENTRA® SPOT COLOR R80									
CONC R80 BLUE 60	4050300061245	60	50	E27	80	115	90	25	3
CONC R80 GREEN 60	4050300061214	60	50	E27	80	115	90	25	3
CONC R80 RED 60	4050300061221	60	50	E27	80	115	90	25	3
CONC R80 VIOLET 60	4050300061207	60	50	E27	80	115	90	25	3
CONC R80 YELLOW 60	4050300061238	60	50	E27	80	115	90	25	3



OSRAM CONCENTRA® lamps provide a splash of color. They do not contain any cadmium.

Applications:
Discos, bars, night clubs, shop windows, etc.

CONCENTRA® SPOT NATURA R80



Product reference	Product number	W	cd	° ²⁾		d (mm)	l (mm)		
CONCENTRA® SPOT NATURA R80									
CONC R80 NATURA 60	4050300092485	60	240	80	E27	80	115	90	25
CONC R80 NATURA 100	4050300092492	100	480	80	E27	80	115	90	25

OSRAM CONCENTRA® SPOT NATURA, the reflector lamps made from Neodym glass, emphasize colors. Colors are shown in greater contrast in their light.

For luminous intensity distribution and illuminance see page 1.27. For discharge reflector lamps see page 5.16.


For tungsten-halogen reflector lamps see pages 2.08 and 2.09 and also 2.25 to 2.32.

Applications:
Flowers, plants and vegetables.



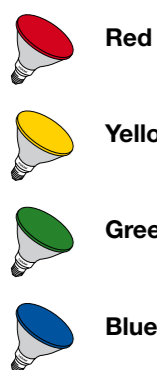


CONCENTRA® PAR 38 CONCENTRA® PAR 38 COLOR



Product reference	Product number	W	cd	α° ²⁾		d [mm]	1 [mm]		
CONCENTRA® PAR 38									
PAR 38 SPOT									
CONC PAR38 SP 60	4050300282367	60	3400	12	E27	122	136	123	12
CONC PAR38 SP 80	4050300236544	80	5400	12	E27	122	136	123	12
CONC PAR38 SP 120	4050300236605	120	9300	12	E27	122	136	123	12
PAR 38 FLOOD									
CONC PAR38 FL 60	4050300282381	60	1200	30	E27	122	136	123	12
CONC PAR38 FL 80	4050300236575	80	1800	30	E27	122	136	123	12
CONC PAR38 FL 120	4050300236636	120	3100	30	E27	122	136	123	12

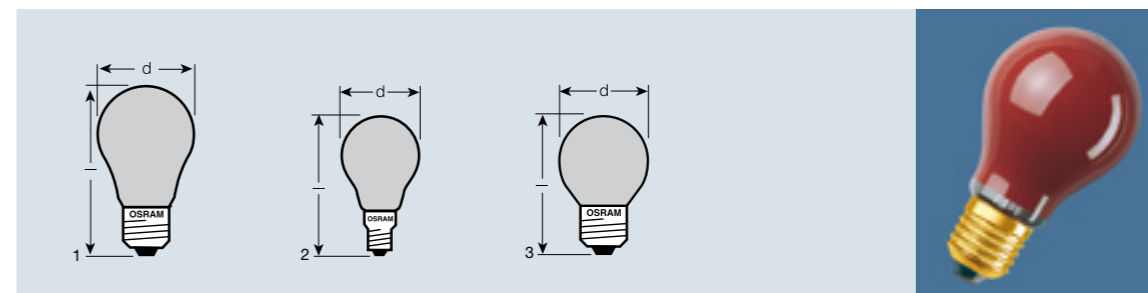
Product reference	Product number	W	α°		d [mm]	1 [mm]			
CONCENTRA® PAR 38 COLOR									
PAR 38 FLOOD									
		The colored coatings do not contain cadmium.							
CONC PAR38 FL RED 80	405030007656	80	30	E27	122	136	123	12	
CONC PAR38 FL YELLOW 80	405030007663	80	30	E27	122	136	123	12	
CONC PAR38 FL GREEN 80	405030007670	80	30	E27	122	136	123	12	
CONC PAR38 FL BLUE 80	405030007687	80	30	E27	122	136	123	12	




OSRAM CONCENTRA® PAR 38 is available with either a 12° or 30° beam angle. It lasts twice as long as conventional incandescent reflector lamps and is characterized by its particularly rugged construction.



DECOR COLOR A DECOR COLOR P




Product reference	Product number	W		d [mm]	1 [mm]		No.
DECOR COLOR A							
DECOR A RED 25	4050300005553	25	E27	55	97	35	1
DECOR A YELLOW 25	4050300005539	25	E27	55	97	35	1
DECOR A GREEN 25	4050300005577	25	E27	55	97	35	1
DECOR A BLUE 25	4050300005560	25	E27	55	97	35	1
DECOR A ORANGE 25	4050300005546	25	E27	55	97	35	1
DECOR COLOR P							
DECOR P RED 25	4050300005966	25	E14	45	77	35	2
DECOR P YELLOW 25	4050300005942	25	E14	45	77	35	2
DECOR P GREEN 25	4050300005980	25	E14	45	77	35	2
DECOR P BLUE 25	4050300005973	25	E14	45	77	35	2
DECOR P RED 25	4050300013978	25	E27	45	72	35	3
DECOR P YELLOW 25	4050300013985	25	E27	45	72	35	3
DECOR P GREEN 25	4050300017228	25	E27	45	72	35	3
DECOR P BLUE 25	4050300013992	25	E27	45	72	35	3





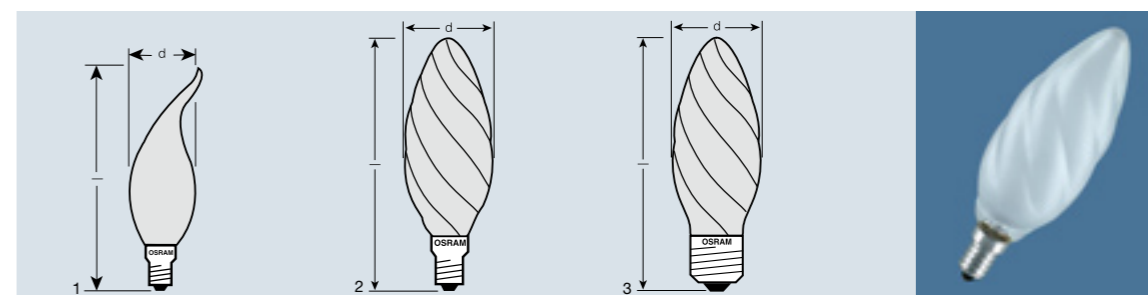
DECOR SILVER/GOLD A DECOR SILVER/GOLD P




Product reference	Product number	W		d [mm]	l [mm]		No.
DECOR SILVER/GOLD A							
Clear, "silver" crown reflector							
DECOR A SILV 40	4050300312729	40	E27	60	105	30	1
DECOR A SILV 60	4050300309651	60	E27	60	105	30	1
DECOR A SILV 100	4050300312705	100	E27	65	123	30	1
Clear, "gold" crown reflector							
DECOR A GOLD 40	4050300001050	40	E27	60	105	30	1
DECOR A GOLD 60	4050300001067	60	E27	60	105	30	1
DECOR SILVER/GOLD P							
Clear, "silver" crown reflector							
DECOR P SILV 25	4050300001081	25	E14	45	80	35	2
DECOR P SILV 40	4050300002224	40	E14	45	80	35	2
Clear, "gold" crown reflector							
DECOR P GOLD 25	4050300001104	25	E14	45	80	35	2
DECOR P GOLD 40	4050300001111	40	E14	45	80	35	2



DECOR



Product reference	Product number	W	lm		d [mm]	l [mm]		No.
DECOR BA								
outside frosted								
DECOR BA FR 25	4050300186306	25	190	E14	35	117	25	1
DECOR BA FR 40	4050300064321	40	390	E14	35	117	25	1
DECOR BW48								
outside frosted								
DECOR BW 48 FR 40 E14	4050300062990	40	390	E14	46	136	10	2
DECOR BW 48 FR 40 E27	4050300062983	40	390	E27	46	133	10	3




Product reference	Product number	W		d [mm]	l [mm]	
DECOR FLICKER BA						
DECOR BA FLICKER 3	4050300923680	3	E14	32	104	10

DECOR BA FLICKER has the flickering flame effect of a candle.



LYKTLAMPA

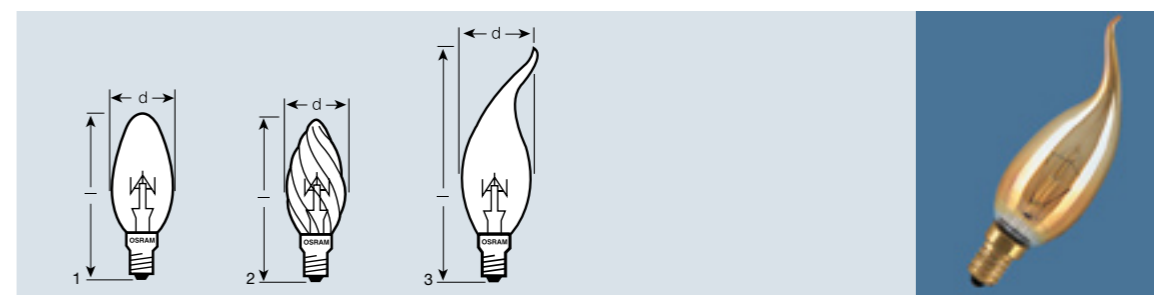


Product reference	Product number	W	lm				
LYKTLAMPA							
LYKTLAMPA A 33	4050300647173	33	64	E27	60	102	20
LYKTLAMPA A 60	4050300647197	60	335	E27	60	102	20

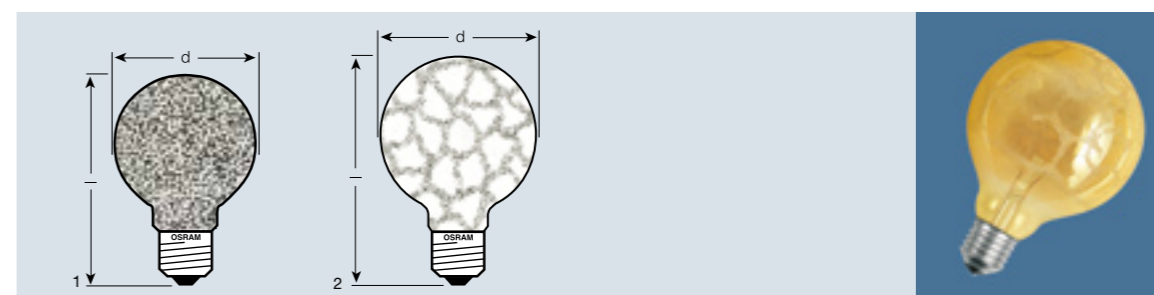
The LYKTLAMPA provides an aesthetic decorative effect.



DECOR GOLD B




Product reference	Product number	W	lm						No.
DECOR GOLD B									
DECOR B GOLD 40	4050300923659	40	375	E14	35	104	20	1	
DECOR GOLD BW									
DECOR BW GOLD 40	4050300064604	40	375	E14	35	104	20	2	
DECOR GOLD BA									
DECOR BA GOLD 40	4050300174884	40	350	E14	35	117	10	3	



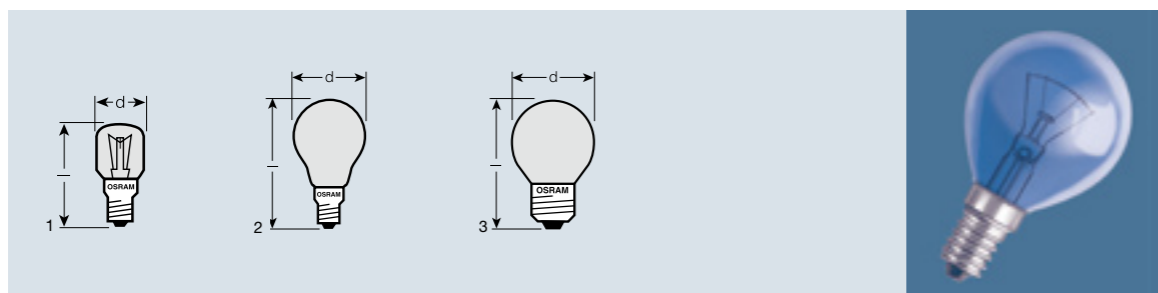
Product reference	Product number	W	lm						No.
DECOR GOLD GLOBE									
DECOR G80 ICE GOLD 60	4050300923666	60	580	E27	80	119	10	1	
DECOR G95 CROCO GOLD 60	4050300923673	60	580	E27	95	140	10	2	



SPECIAL

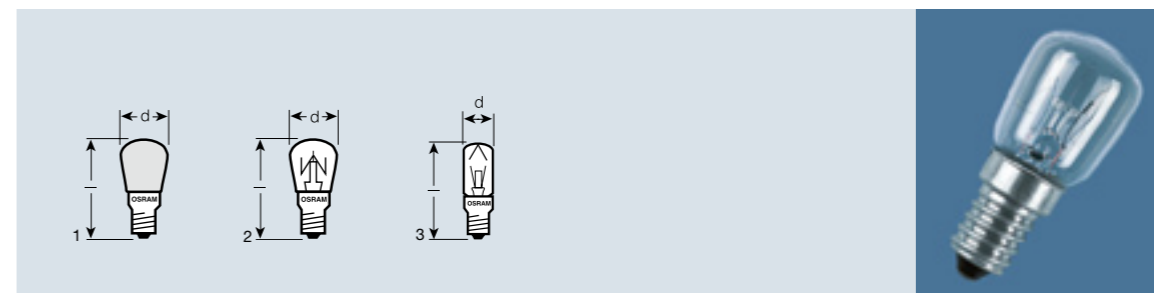


Product reference	Product number	W	lm		d (mm)	l (mm)		No.
SPECIAL OVEN T								
clear								
SPC. OVEN T CL 15	4050300003108	15	85	E14	22	52	100	2
SPECIAL OVEN P								
frosted								
SPC.P OVEN FR 40	4050300008486	40	400	E14	45	78	50	1



Product reference	Product number	W	lm		d (mm)	l (mm)		No.
SPECIAL TV								
translucent blue								
SPC.T TV 25	4050300002255	25	85	E14	25	57	50	1
SPC. P TV 40	4050300345192	40	240	E14	45	78	50	2
SPC. P TV 60	4008321921215	60	330	E27	45	73	20	3

SPECIAL

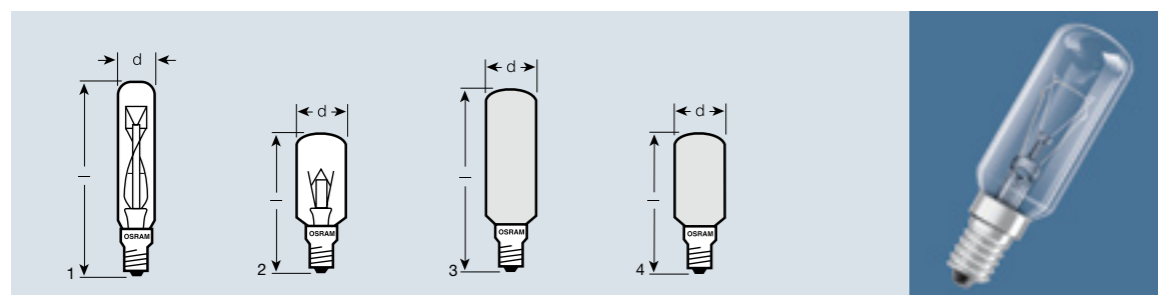


Product reference	Product number	W	lm		d (mm)	l (mm)		No.
SPECIAL Pygmy T/FRIDGE								
frosted								
SPC. T26/57 FR 15	4050300003085	15	110	E14	26	57	100	1
SPC. T26/57 FR 25	4050300323596	25	190	E14	26	57	100	1
clear								
SPC.T26/57 CL 15	4050300310282	15	110	E14	26	57	100	2
SPC. T26/57 CL 25	4050300309637	25	190	E14	26	57	100	2
SPC. T17/54 CL 15	4050300092928	15	100	E14	17	54	10	3






SPECIAL



Product reference	Product number	W	lm		d [mm]	l [mm]		No.
SPECIAL Tubular T								
frosted								
SPC.T25/85 SIL 25	4008321906878	25	190	E14	25	85	50	4
SPC.T25/85 SIL 40	4008321906892	40	400	E14	25	85	50	4
SPC.T29/100 SIL 60	4008321906915	60	670	E14	29	100	50	3
clear								
SPC.T20/115 CL 25	4050300008493	25	165	E14	20	115	100	1
SPC.T25/85 CL 25	4050300010946	25	190	E14	25	85	100	2
SPC.T25/85 CL 40	4050300061078	40	410	E14	25	85	50	2


SPECIAL CENTRA® A



Product reference	Product number	W	lm		d [mm]	l [mm]		No.
SPECIAL CENTRA® A								
frosted								
CENTRA A FR 100	4050300010915	100	1000	E27	65	123	20	1
clear								
CENTRA A CL 200	4050300012971	200	2500	E27	80	160	20	2

CENTRA® lamps with the shockproof symbol are particularly shockproof and resistant to vibration

thanks to their additional filament supports.



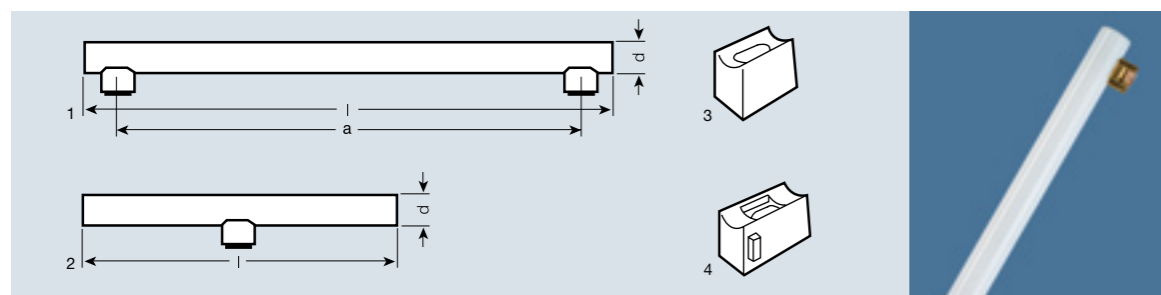
Product reference	Product number	W	lm		d [mm]	l [mm]		No.
SPECIAL A with ∇® symbol								
CENTRA shockproof frosted								
CENTRA A T FR 25	4050300010861	25	185	E27	60	105	20	1
CENTRA A T FR 40	4050300010878	40	320	E27	60	105	20	1
CENTRA A T FR 60	4050300010892	60	505	E27	60	105	20	1
Standard lamps, clear								
SPC. A T CL 300	4050300012933	300	5000	E40	112	189	20	2
SPC. A T CL 500	4050300013176	500	8400	E40	112	240	20	2
Standard lamps, frosted 24 V								
SPC. A T FR 60 24 V	4050300013015	60	935	E27	60	105	20	1

CENTRA® T and SPC. CENTRA® T lamps are temperature-protected. They meet all the requirements laid down in DIN 49810-4 and DIN 49810-5 for use

in flameproof and explosion-proof suspended and hand-held luminaires. They are used in mining and other hazardous environments.



SPECIAL LINESTRA®



Product reference	Product number	W	lm		d [mm]	l [mm]	a [mm]		No.
-------------------	----------------	---	----	--	--------	--------	--------	--	-----

SPECIAL LINESTRA®


silicated

SPC. LIN 1603	4050300317106	35	270	S14s ¹⁾	30	300	242	25	1	
SPC. LIN 1604	4050300319919	60	420	S14s ¹⁾	30	500	442	25	1	
SPC. LIN 1104	4050300317618	120	840	S14s ¹⁾	30	1000	942	16	1	
SPC. LIN 1613	4050300317595	35	240	S14d ²⁾	30	300	-	25	2	
SPC. LIN 1614	4050300319933	60	420	S14d ²⁾	30	500	-	25	2	
clear										
SPC. LIN 1613	4008321910363	35	300	S14d ²⁾	30	300	-	25	2	
SPC. LIN 1614	4008321910370	60	460	S14d ²⁾	30	500	-	25	2	
SPC. LIN 1104	4008321910387	120	920	S14s ¹⁾	30	1000	942	16	1	

Product reference	Product number	COLOR	l [mm]	b [mm]		h [mm]	No.
-------------------	----------------	-------	--------	--------	--	--------	-----

SPECIAL LINESTRA® holders

662 HOLDER	4050300012742	GREY	59	34	100	46	3
670 HOLDER	4050300018638	GREY	82	34	100	46	3
675 HOLDER	4050300012766	GREY	82	34	100	46	4



Product reference	Product number	W	lm		d [mm]	l [mm]	
-------------------	----------------	---	----	--	--------	--------	--

SPECIAL INSECTA®

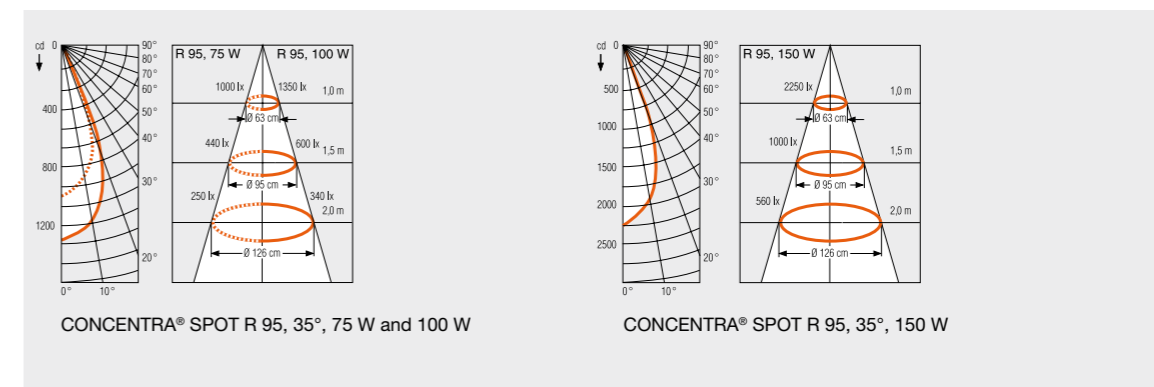
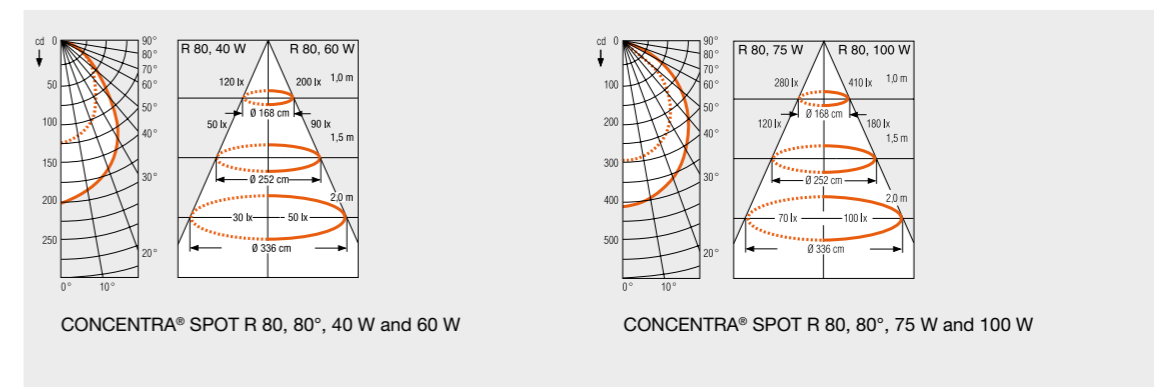

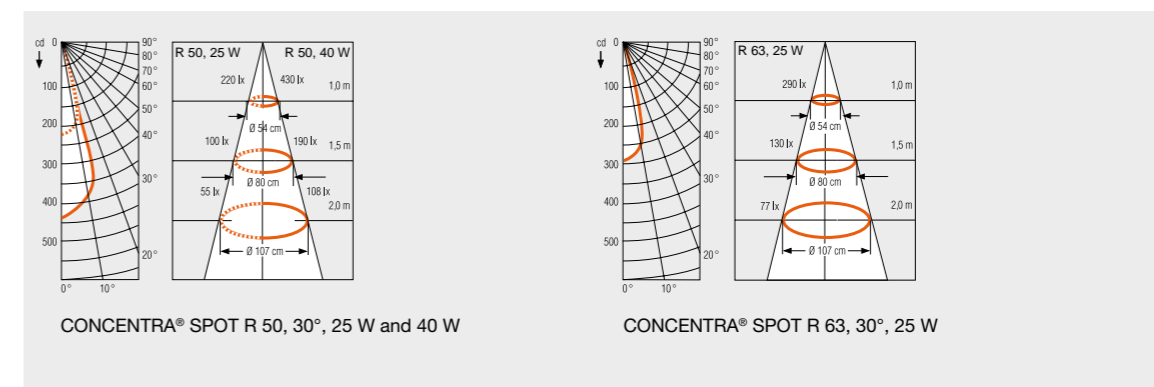
yellow

SPC.A INSECT YELLOW 60	4050300082226	60	500	E27	60	97	50
------------------------	---------------	----	-----	-----	----	----	----



CONCENTRA® SPOT

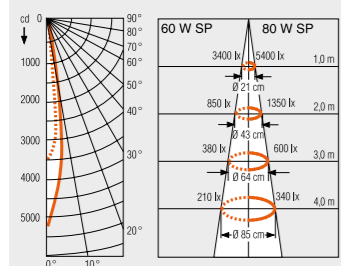
Luminous intensity distribution in cd and illuminance in lx



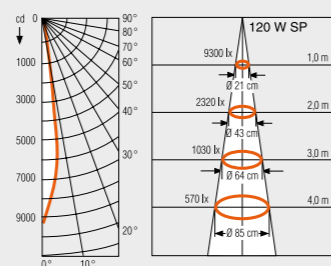


CONCENTRA® PAR 38

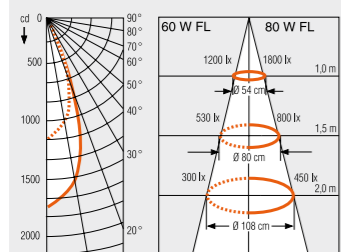
Luminous intensity distribution in cd and illuminance in lx



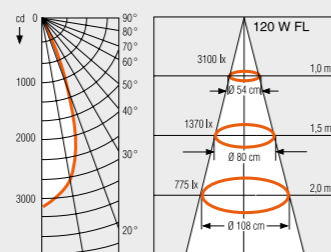
PAR 38 Spot, 12°, 60 W and 80 W SP



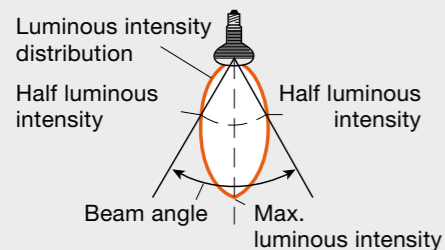
PAR 38 Spot, 12°, 120 W SP



PAR 38 Flood, 30°, 60 W and 80 W FL



PAR 38 Flood, 30°, 120 W FL




The beam angle for axially symmetrical light distribution is the angle through the points where the luminous intensity is half of its maximum value.

The illuminances shown in lx are maximum values. They decrease to about half the maximum value at the perimeter.

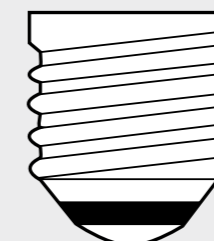


Bases


IEC/EN 60061-1



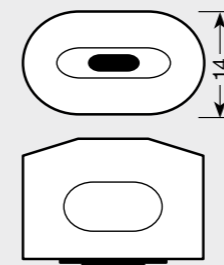
E14
Sheet 7004-23



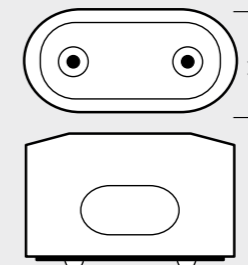
E27
Sheet 7004-21



E40
Sheet 7004-24



S14s
Sheet 7004-112

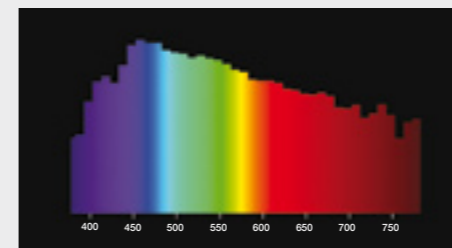


S14d
Sheet 7004-112

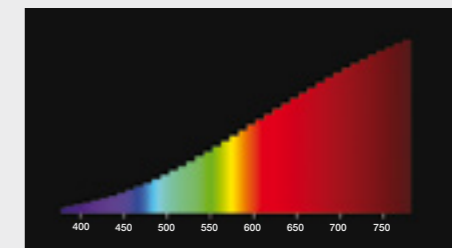
Spectral power distribution

Spectral power distribution

Visible range from 380 to 780 nm, relative spectral emission per 10 nm.



Daylight (D 65)



Incandescent light

Note: These chromaticity diagrams do not show the color distributions in great detail. The color printing process is not able to provide an accurate match between the colors shown and the colors defined for the individual color locations.